
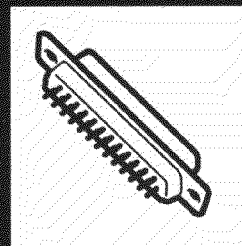


SPECIAL D

Low Cost Stamped and Formed D Sub-miniature



A range of D connectors utilising stamped and formed or turned contacts to provide a low cost option for commercial applications.

Optional solderable board locks on 90° p.c. versions act as an effective retention and grounding feature, holding the connector to the pcb prior to and during soldering.

FEATURES

- Choice of three termination styles - solder bucket, straight p.c. and 90° p.c.
- Threaded inserts on 90° p.c. versions as standard - accepts a wide range of mounting hardware.
- Tinned and dimpled shell options - for EMI/RFI shielding.
- Optional solderable boardlock features for 90° p.c. types - reduces installation time.

TECHNICAL DATA

Materials

Shell	Steel plated zinc/yellow passivate or tin over nickel
Insulator	Glass filled thermoplastic rated UL94V-0
Contact	Copper alloy plated gold over nickel

Mechanical

Mechanical Operations	100
Operating Temperature	-55°C to + 105°C

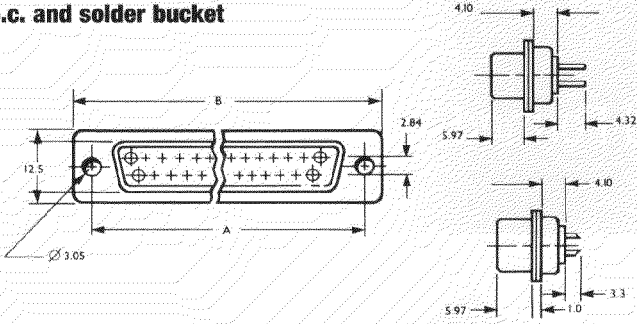
Electrical

Current	
Individual contact (in isolation)	at 70°C Tamb. 3A
All contacts (simultaneously)	at 70°C Tamb. 2A
Working Voltage	350V d.c. or a.c. peak
Proof Voltage	1500V d.c. or a.c. peak
Contact Resistance	15mΩ max.
Insulation Resistance	5000MΩ min.

McMurdo

Outline Dimensions

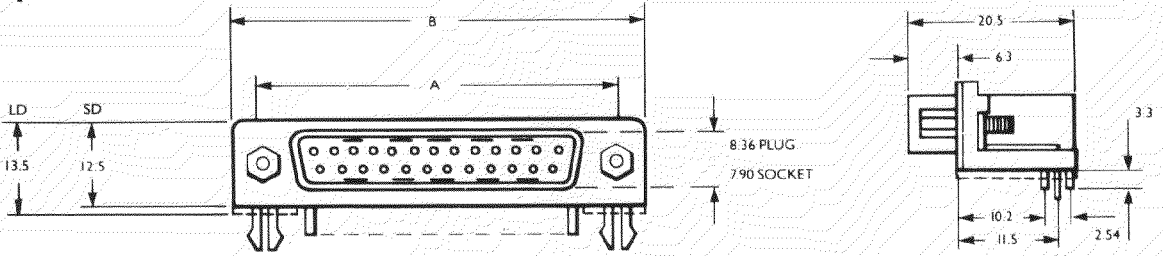
Straight p.c. and solder bucket



For additional dimensions, panel mounting details and PCB layouts, see data OD/D/03/97

No. of Contacts	A	B
9	25.00	31.19
15	33.32	39.52
25	47.04	53.42
37	63.50	69.70
50	61.10	67.31

90° p.c.



ORDERING INFORMATION

SD B X 25 P N TD

SERIES _____

SHELL SIZE _____

MOUNTING OPTIONS _____

CONTACT ARRANGEMENT _____

CONTACT TYPE _____

TERMINATION TYPE _____

SHELL FINISH _____

Series

SD - Special D
LD - Special D 90° p.c. alternative

Shell Size

E, A, B, C and D* (*not 90° p.c.)

Mounting Options

No designator - standard fixing holes
(90° p.c. has 4-40 UNC inserts as standard)

S - Screwlocks fitted
T - Boardlocks fitted
X - Screwlocks and boardlocks fitted

Contact Arrangement

9, 15, 25, 37 and 50* (*not 90° p.c.)

Contact Type

P - Pin
S - Socket

Termination Type

No designator - Solder bucket
N - 90° p.c.
OL - Straight p.c.

Shell Finish

No designator - Zinc/yellow passivate
T - Tinned
TD - Tinned and dimpled (Plug only)



Rodney Road, Portsmouth, Hampshire, PO4 8SG, UK. Tel: +44 (0) 1705 735361 Fax: +44 (0) 1705 821777

As we constantly strive to improve McMurdo products, all specifications are subject to change without notice.