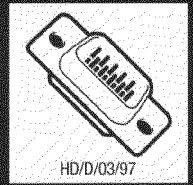
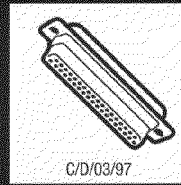



D SUB-MINIATURE

Outline Dimensions and Panel Mounting Details

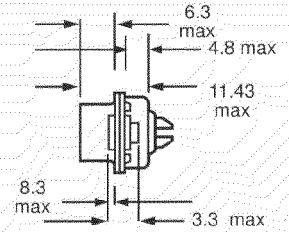
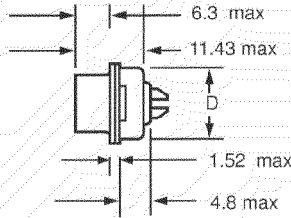
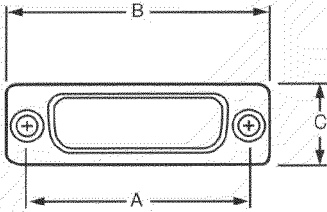


To be used in conjunction with McMurdo D Datasheets

Outline Dimensions

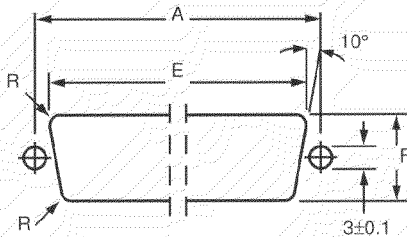
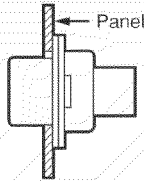
Standard Mount

Float mount

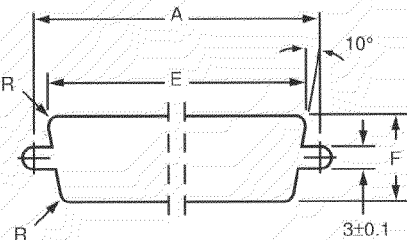
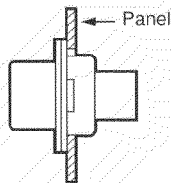


Contact Arrangement								Rear Panel Mounting					Front Panel Mounting				
Shell Size	No of Contacts		A crs	B max.	C max.	D max.	E		F		R	E		F		R	
	D, SD, LD	HD					Std	Float	Std	Float		Std	Float	Std	Float		
E	9	15	25.00	31.19	12.93	10.97	20.32	21.16	11.30	12.09	3.50	22.07	22.88	12.90	13.71	2.25	
A	15	26	33.32	39.52	12.93	10.97	28.70	29.49	11.30	12.09	3.50	30.40	31.22	12.90	13.71	2.25	
B	25	44	47.04	53.42	12.93	10.97	42.42	43.20	11.30	12.09	3.50	44.14	44.96	12.90	13.71	2.25	
C	37	62	63.50	69.70	12.93	10.97	58.93	59.77	11.30	12.09	3.50	60.60	61.42	12.90	13.71	2.25	
D	50	78	61.10	67.31	15.75	13.82	56.26	57.02	13.97	14.78	3.50	58.21	59.44	15.69	16.51	2.25	

Rear Panel Mounting



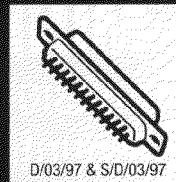
Front Panel Mounting



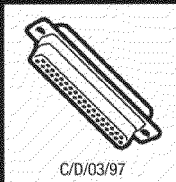
McMurdo

D SUB-MINIATURE

PCB Layouts



D/03/97 & S/D/03/97



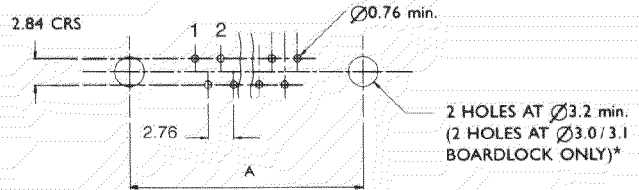
C/D/03/97

To be used in conjunction with McMurdo D Datasheets

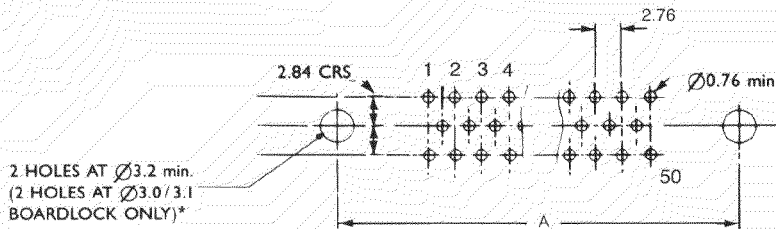
(Plug viewed from above, socket viewed from below)

No of Ways	A crs
9	25.00
15	33.32
25	47.04
37	63.50
50	61.10

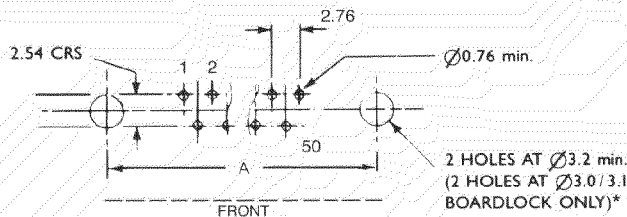
Straight p.c. 9-37 way



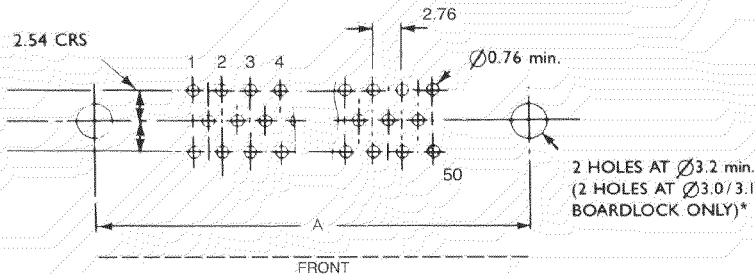
50 way



90° p.c. 9-37 way



50 way



*Special D only

McMurdo

Rodney Road, Portsmouth, Hampshire, PO4 8SG, UK. Tel: +44 (0) 1705 735361 Fax: +44 (0) 1705 821777

As we constantly strive to improve McMurdo products, all specifications are subject to change without notice.

0D/D/03/97