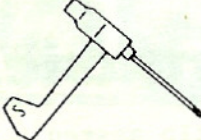
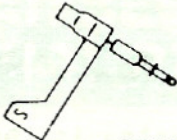
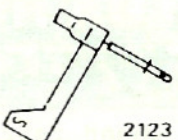
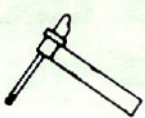
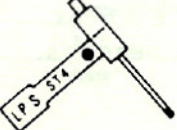
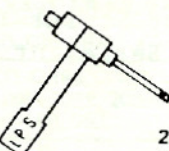
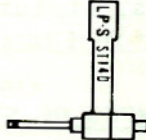





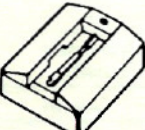

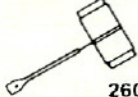
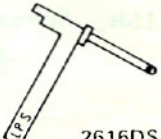

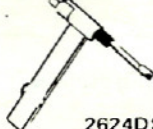
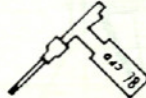
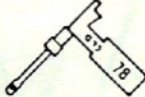

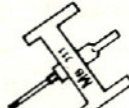

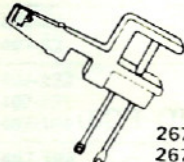


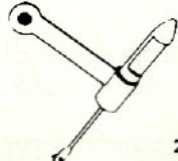




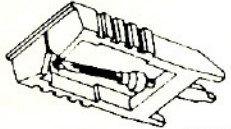

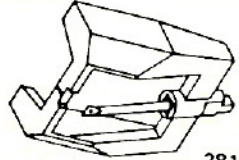


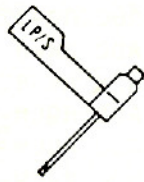
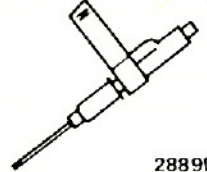
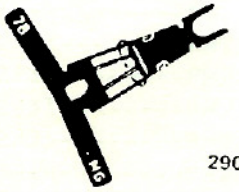
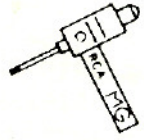
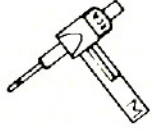



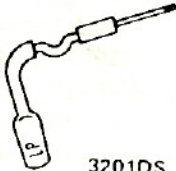
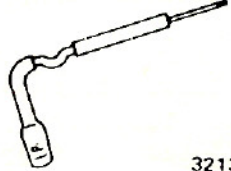
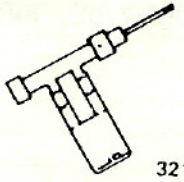
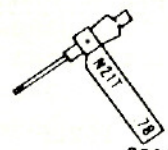

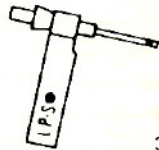
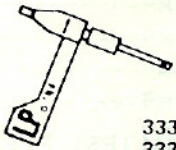


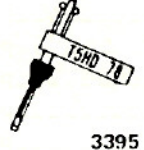
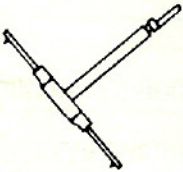
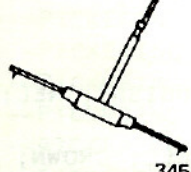
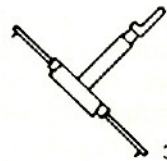


PICTORIAL INDEX
CERAMIC & CRYSTAL TYPES

 2117DS	 2122DS	 2123 2123DS	 2130DS
 2421DS	 2424 2424DS	 2427DS	 2428DS
 2440D	 7763 2441D	 2442D	 2479D
 2480D	 2481D	 2604 2604D	 2616DS
 2622 2622DS	 2624DS	 2625DS	 2636DS
 2644 2644DS	 2647D	 2677D	 2679 2679DS
 2682DS	 2733D	 2739DS	 2744 2744DS

Hints on needle life

How long will a phonograph needle last and how will I know when it worn out? Unfortunately, when you can hear that the needle is worn (a hissing sound from the record) or see shavings on the record, it is already too late--the damage has been done. An easy way to determine needle wear is to keep track of approximate hours the needle has been in use. When gauging the length of time a needle will last, many variables must be taken into account. Things like the tone arm weight, record condition, dust in the air, whether a monaural or stereo needle is being used and tip material of the needle all contribute to needle life. If the above conditions are controlled, you may expect the following hours of play from your needle:

PICTORIAL INDEX
 CERAMIC & CRYSTAL TYPES

 2752 2752D	 2815D	 2816D	 2817D
 2824D	 2829D	 2835DS	 2889DS
 2907DS	 2912 2912DS	 2915DS	 2918 2918DS
 3005D	 3009 3009D	 3201DS	 3213DS
 3214DS	 3224DS	 3233DS	 3330DS
 3332 3332DS	 3391 3391DS	 3393 3393DS	 3395 3395DS
 3452DS	 3454DS	 3456DS	 3458D
 3805			